

Northumbria Healthcare NHS Foundation Trust

Alnwick Infirmary

Quality Report

Infirmery Drive
Alnwick
Northumberland
NE66 2NS
Tel: 0344 811 8111
Website: www.northumbria.nhs.uk

Date of inspection visit: 11 November 2015
Date of publication: 05/05/2016

This report describes our judgement of the quality of care at this hospital. It is based on a combination of what we found when we inspected, information from our 'Intelligent Monitoring' system, and information given to us from patients, the public and other organisations.

Ratings

Overall rating for this hospital

Good



Maternity and gynaecology

Good



Summary of findings

Letter from the Chief Inspector of Hospitals

Alnwick Infirmary is one of the hospitals providing care as part of Northumbria Healthcare NHS Foundation Trust. This hospital provides community inpatient beds; an urgent care centre and midwifery led maternity service. We inspected community inpatient and urgent care services as part of our comprehensive inspection of community services at this trust; these services are reported within separate inspection reports. This report specifically relates to maternity services at this hospital.

Northumbria Healthcare NHS Foundation trust provides services for around 500,000 across Northumberland and North Tyneside with 999 beds. The trust has operated as a foundation trust since 1 August 2006.

We inspected Alnwick Infirmary as part of the comprehensive inspection of Northumbria Healthcare NHS Foundation Trust, which included this hospital, Northumbria Specialist Emergency Care Hospital, North Tyneside General Hospital, Wansbeck General Hospital, Hexham General Hospital, and community services. We inspected maternity services at Alnwick Infirmary on 11 November 2015.

Overall, we rated maternity and gynaecology services as good, with well-led rated as requires improvement.

Our key findings were as follows:

- There were no cases of hospital-acquired Methicillin-Resistant Staphylococcus Aureus (MRSA) or Clostridium difficile (C. difficile) in 2014/15 at this hospital.
- The hospital had infection prevention and control policies in place, which were accessible, understood and used by staff.
- Patients received care in a clean, hygienic and suitably maintained environment.
- There were cleaning schedules in place across all wards and departments which were fully completed in line with cleaning requirements and the trust's policy.
- There was adequate personal protective equipment (PPE) such as aprons and masks available to staff. We routinely saw staff using this equipment during our inspection.
- There were sufficient staffing levels to meet the needs of women. There was a ratio of midwives to births of 1:3, this was better than the ROCG guideline of 1:28.
- There was no medical staff based at this maternity unit, however a consultant led clinic was held fortnightly for women with a high risk pregnancy.
- There was a robust midwifery led care policy, which identified the criteria for women being able to deliver within the unit and at home.
- Women were provided with tea and toast following delivery. There was no formal food service due to the nature of the unit and small number of births.
- Staff interacted with women in a respectful way. Women were involved in their birth plans and had a named midwife.
- Women received an assessment of their needs at their first appointment with a midwife. The midwifery package included all antenatal appointments with midwives, ultrasound scans and all routine blood tests as necessary. The midwives were available, on call, 24 hours a day for births as needed.

There were also areas of poor practice where the trust needs to make improvements.

Importantly, the trust must:

- Complete a comprehensive gap analysis against the recommendation made for the University Hospitals of Morecambe Bay NHS Foundation Trust.
- Ensure that the maternity and gynaecology dashboard is fit for purpose, robust and open to scrutiny.

In addition the trust should:

Summary of findings

- The trust should ensure that the clinical strategy for maternity and gynaecology services which is embedded within the Emergency Surgery and Elective Care Annual Plan, sets out the priorities for the service with full details about how the service is to achieve its priorities, so that staff understand their role in achieving those priorities.
- Ensure that delivery rooms are fully inspected following delivery and ensure that homeopathic remedies are removed and destroyed or returned to the patient.
- Ensure that record keeping is consistent across and within maternity services at this hospital.
- Consider a formal programme of staff rotation to provide assurance of clinical competence.
 - Ensure that the storage and collection of placentas at this hospital is consistent with other hospitals within the trust.

Professor Sir Mike Richards
Chief Inspector of Hospitals

Summary of findings

Our judgements about each of the main services

Service

Maternity and gynaecology

Rating

Good



Why have we given this rating?

We rated maternity services at the Hillcrest maternity unit as good with the well-led domain rated as requires improvement because:

We found there were clear guidelines in place for managing normal labour which had clearly defined criteria for transfer. Care and treatment was planned and delivered in a way to ensure women's safety and welfare. Staff were aware and were confident in the reporting of incidents, however, data supplied by the trust showed no reported incidents between June 2014 and July 2015. There were sufficient staffing levels to meet the needs of women. We found clear safeguarding processes in place; staff knew their responsibilities in reporting and monitoring safeguarding concerns. There were plans in place to ensure staff attended mandatory training.

We found the service used evidence-based guidelines to determine the care and treatment they provided. We reviewed the annual audit plan staff were involved in regular local audit. We found staff had the correct skills, knowledge and experience to do their, however, we found that training had not been provided to support staff on ward 7 when gynaecology was relocated. Training ensured midwifery staff could carry out their roles effectively. Competencies and professional development were maintained through supervision. Staff interacted with women in a respectful way. Women were involved in their birth plans and had a named midwife. There were processes in place to ensure women received emotional support where required. We found there were robust policies in place to ensure that patients were seen at the right place at the right time. Women using the service could raise a concern and be confident that concerns and complaints would be investigated and responded to.

Although the senior management team were aware of the challenges to the service and had a vision for the future, the formal clinical strategy for maternity or gynaecology services which was contained within the surgical business unit annual plan was very generic in terms of outcomes and references to maternity and gynaecological services were minimal. The risk register did not reflect the current concerns of the senior

Summary of findings

management team. We found there were risk and governance processes in place; however, we were concerned with the levels of scrutiny provided by the directorate with regard to the clinical dashboard. Risks were reported and monitored and action taken to improve quality.

The views of the public and stakeholders through participative engagement were actively sought, recognising the value and contributions they brought to the service. There was some evidence of innovative practice.

Alnwick Infirmary

Detailed findings

Services we looked at

Maternity and Gynaecology;

Detailed findings

Contents

Detailed findings from this inspection

	Page
Background to Alnwick Infirmary	7
Our inspection team	7
How we carried out this inspection	8
Facts and data about Alnwick Infirmary	8
Our ratings for this hospital	9
Action we have told the provider to take	22

Background to Alnwick Infirmary

Alnwick Infirmary is a community hospital based on the outskirts of Alnwick. The hospital has a 24 hour minor injuries unit, inpatient community beds and maternity services.

Ward 1 provides specialist rehabilitation and support for inpatients. The multi-disciplinary ward team cared for patients who may be recovering from an illness, operation, often following a spell in another hospital, and help them to recover, get back on their feet and gain confidence. Physiotherapists and occupational therapists work with the nursing team to provide all the support patients need to help them on the road to recovery.

For women expecting to have an uncomplicated delivery, there is a midwifery-led service at (Hillcrest Maternity Unit) which provides one-to-one personal care and support, in a relaxed and friendly birthing environment. The unit is staffed by a highly-skilled team of experienced midwives and healthcare assistants 24 hours a day, and has a birthing pool which gives women the option of having a water birth or using the pool during labour.

Maternity services at Alnwick Infirmary were based in a purpose built midwifery led service called the Hillcrest Maternity Unit. There was no medical care apart from a fortnightly consultant clinic. The unit was staff 24 hours a day.

Geographically there was 28 miles between the Infirmary and the Northumbria Specialist Emergency Care Hospital (NSECH) and 22 miles between the Infirmary and the Wansbeck General Hospital.

At the Alnwick Infirmary there was an average of 20-30 deliveries a year.

The Unit had one delivery room which had a birthing pool and active birth equipment. There were also two twin rooms and 2 single rooms for postnatal women to stay. There was also an antenatal clinic.

During our inspection we visited the antenatal clinic area, delivery room and postnatal rooms. We spoke with one patient, three staff (which included midwives) and a health care assistant. We also reviewed the trust's performance data.

Our inspection team

Our inspection team was led by:

Chair: Dr Linda Patterson OBE, Consultant Physician.

Head of Hospital Inspections: Amanda Stanford, Care Quality Commission

The team included a CQC inspection manager, 23 CQC inspectors and a variety of specialists including: a non-executive director, Director of Nursing, consultant anaesthetist, consultant physician and gastroenterologist, consultant in obstetrics and

Detailed findings

gynaecology, consultant obstetrician and specialist on foeto-maternal medicine, accident and emergency nurses, paramedic, nurse consultant in critical care, palliative care modernisation facilitator, head of midwifery, risk

midwife, infection control nurse, surgical nurse, matron, head of children's services and junior doctor. We also had experts by experience that had experience of using healthcare services.

How we carried out this inspection

To get to the heart of patients' experiences of care, we always ask the following five questions of every service and provider:

- Is it safe?
- Is it effective?
- Is it caring?
- Is it responsive to people's needs?
- Is it well-led?

The inspection team always inspects the following core services at each inspection:

- Urgent and emergency services (or A&E)
- Medical care (including older people's care)
- Critical care
- Maternity and gynaecology
- Services for children and young people
- End of life care
- Outpatients and diagnostic imaging.

Before visiting, we reviewed a range of information we held about the hospital and asked other organisations to share what they knew with us. These organisations included the local clinical commissioning groups, NHS England, Monitor, Health Education England and Healthwatch.

We carried out an announced visit on 11 November 2015. We held focus groups with a range of hospital staff, including support workers, nurses, doctors (consultants and junior doctors), physiotherapists, occupational therapists and student nurses. We talked with patients and staff from all areas of the hospital, including from the wards, theatres, critical care, outpatients, maternity and A&E departments. We observed how people were being cared for, talked with carers and family members and reviewed patients' personal care or treatment records.

We held listening events on 22 October and 6 November 2015 in Alnwick, Hexham, Cramlington and Whitley Bay to hear people's views about care and treatment received at the hospitals. We used this information to help us decide what aspects of care and treatment to look at as part of the inspection. The team would like to thank all those who attended the listening events.

Facts and data about Alnwick Infirmary

Northumbria Healthcare NHS Foundation trust serves the population of Northumberland and North Tyneside, a population of around 500,000. The trust has operated as a foundation trust since 1 August 2006. During 2014/15 the trust saw 71,000 patients on wards, carried out 36,476 operations and is responsible for 1.4 million appointments with patients outside of its hospitals.

The health of people in Northumberland is varied compared with the England average. Deprivation is lower than average, however about 17.6% (9,300) children live in poverty. Life expectancy for women is lower than the England average.

The health of people in North Tyneside is varied compared with the England average. Deprivation is higher than average and about 19.1% (6,800) children live in poverty. Life expectancy for both men and women is lower than the England average.

Northumberland was ranked 135th and North Tyneside was ranked 113th most deprived out of the 326 local authorities across England in 2010.







Detailed findings

Our ratings for this hospital

Our ratings for this hospital are:

	Safe	Effective	Caring	Responsive	Well-led	Overall
Maternity and gynaecology	Good	Good	Good	Good	Requires improvement	Good
Overall	Good	Good	Good	Good	Requires improvement	Good

Maternity and gynaecology

Safe	Good	
Effective	Good	
Caring	Good	
Responsive	Good	
Well-led	Requires improvement	
Overall	Good	

Information about the service

Maternity services at Alnwick infirmary were based in a purpose built midwifery led called the Hillcrest Maternity unit. There was no medical care apart from a fortnightly consultant clinic. The unit was staff 24 hours a day.

Geographically there was 28 miles between the Infirmary and the Northumbria Specialist Emergency Care Hospital (NSECH) and 22 miles between the Infirmary and the Wansbeck General Hospital.

At the Alnwick Infirmary there was an average of 20-30 deliveries a year.

The Unit had one delivery room which had a birthing pool and active birth equipment. There were also two twin rooms and 2 single rooms for postnatal women to stay. There was also an antenatal clinic.

During our inspection we visited the antenatal clinic area, delivery room and postnatal rooms. We spoke with one patient, three staff (which included midwives) and a health care assistant. We also reviewed the trust's performance data.

Summary of findings

We rated maternity services at the Hillcrest maternity unit as good with the well-led domain rated as requires improvement because:

We found there were clear guidelines in place for managing normal labour which had clearly defined criteria for transfer. Care and treatment was planned and delivered in a way to ensure women's safety and welfare. Staff were aware and were confident in the reporting of incidents, however, data supplied by the trust showed no reported incidents between June 2014 and July 2015. There were sufficient staffing levels to meet the needs of women. We found clear safeguarding processes in place; staff knew their responsibilities in reporting and monitoring safeguarding concerns. There were plans in place to ensure staff attended mandatory training.

We found the service used evidence-based guidelines to determine the care and treatment they provided. We reviewed the annual audit plan and staff were involved in regular local audit. We found staff had the correct skills, knowledge and experience to do their roles, however, we found that training had not been provided to support staff on ward 7 when gynaecology was relocated. Training ensured midwifery staff could carry out their roles effectively. Competencies and professional development were maintained through supervision.

Maternity and gynaecology

Staff interacted with women in a respectful way. Women were involved in their birth plans and had a named midwife. There were processes in place to ensure women received emotional support where required.

We found there were robust policies in place to ensure that patients were seen at the right place at the right time. Women using the service could raise a concern and be confident that concerns and complaints would be investigated and responded to.

Although the senior management team were aware of the challenges to the service and had a vision for the future, the formal clinical strategy for maternity or gynaecology services which was contained within the surgical business unit annual plan was very generic in terms of outcomes and references to maternity and gynaecological services were minimal. The risk register did not reflect the current concerns of the senior management team. We found there were risk and governance processes in place; however, we were concerned with the levels of scrutiny provided by the directorate with regard to the clinical dashboard. Risks were reported and monitored and action taken to improve quality.

The views of the public and stakeholders through participative engagement were actively sought, recognising the value and contributions they brought to the service. There was some evidence of innovative practice.

Are maternity and gynaecology services safe?

Good



We rated safe as good because:

There were clear guidelines in place for managing normal labour which had clearly defined criteria for transfer. Care and treatment was planned and delivered in a way to ensure women's safety and welfare.

Staff were aware and were confident in the reporting of incidents; however, data supplied by the trust showed no reported incidents between June 2014 and July 2015. There were sufficient staffing levels to meet the needs of women.

Staff followed guidance for infection, prevention and control. The unit although 'dated', was clean and staff complied with infection control guidelines. Staff used the maternity early warning scores to assess risk and women were transferred to the consultant led centres, if their scores became elevated or concerns were identified in labour.

Incidents

- Staff we spoke with said they felt confident to report incidents and were aware of the process to do so. Incidents were reported on the trust's electronic incident reporting system.
- There were no incidents reported between August 2014 and July 2015.
- The service used a weekly safety bulletin to inform staff of learning and changes to practice and keep staff informed of the risks which faced the directorate. We observed the bulletin was displayed in clinical areas; staff we spoke with informed us that the bulletin was discussed at team meetings.
- There were no Never Events reported for maternity and gynaecology in 2014/15.
- Perinatal mortality and morbidity were monitored through monthly perinatal meetings, which were attended by staff and reported quarterly to the trust mortality and morbidity steering group chaired by the medical director. Minutes of meetings from March 2015 to May 2015 included examples of the steering group

Maternity and gynaecology

reviewing cases and recommending changes to clinical guidelines and practice as a result. Staff informed us they would like to attend these meetings, however, due to the distance of travel and levels of sickness this has not been possible.

- Staff we spoke with were aware of the principles of duty of candour, however, could not recall an occasion where it needed to be used.

Safety thermometer

- Maternity had started using the national maternity safety thermometer. This allowed the maternity team to check on harm and record the proportion of mothers who had experienced harm-free care. The maternity safety thermometer measures harm from perineal and abdominal trauma, post-partum haemorrhage, infection, separation from baby and psychological safety. In addition, it identified those babies with an Apgar score (a method to quickly summarise the health of a new-born) of less than seven at five minutes and those babies who were admitted to a neonatal unit.
- The service participated in the pilot for the national maternity safety thermometer. Results showed for combined harm free care between November 2014 and October 2015 between 52% and 87% of women received harm free care, however this was not benchmarked against other trusts.

Cleanliness, infection control and hygiene

- There were no cases of hospital-acquired Methicillin-Resistant Staphylococcus Aureus (MRSA) or Clostridium difficile (C. difficile) in 2014/15.
- At the main entrance to the unit, visitors were encouraged to wash their hands with antibacterial foam. Areas we visited had antibacterial gel dispensers at the entrances. Appropriate signage was on display regarding hand washing for staff and visitors.
- Observations during the inspection confirmed that all staff wore appropriate personal protective equipment when required, and they adhered to 'bare below the elbow' guidance, in line with national good hygiene practice.
- Cleaning rotas were in place for domestic staff and these were complete. We observed staff cleaning clinical areas during our inspection.

- The CQC Survey of Women's Experience of Maternity Services (2015) showed the service scored 'about the same' as other trusts for cleanliness, infection control and hygiene.
- Failsafe systems were in place to identify women for Hepatitis B and HIV at booking to ensure relevant patients were managed on the correct care pathways. Data between 2014/2015 2015 showed 100% of women had been screened for HIV and Hepatitis B.
- During our announced inspection we found inconsistent practices in the storage of placenta's, we raised these concerns with service leads. During our unannounced inspection we were provided with assurance that storage and collection practices of placenta's was now consistent across all services.

Environment and equipment

- The maternity unit had one large delivery room, which had a birth pool and active birth equipment; the room had an en-suite toilet. There was also a resucitaire in the delivery room and checks were complete.
- Women were able to stay in the maternity unit overnight; there were two twin rooms and two single rooms, and we found that these rooms were clean; however, we noted that the pull cords on the blinds were not secured to the wall, which could present a risk of entanglement or strangulation to children and vulnerable adults (EFA 2010).
- All equipment was stored and checked appropriately.
- The maternity unit had two CTGs, however, the age of the machines meant that it did not meet the Dawes/Redman criteria for automated fetal heart rate analysis (2011)
- All PAT testing was up to date.
- We found 2 portable sonicaid (which listened to fetal heart rates): both were dirty and one had the battery compartment held shut with sticky tape. We found some out of date blood collection bottles and a number of neonatal blood collection bottles stored in a pampers wipes box some of which were out of date. We raised concerns with staff during our inspection and were assured action would be taken.

Medicines

- Medicines were stored in locked cupboards, however, we found some medications stored loosely in the

Maternity and gynaecology

delivery room cupboard. We raised this concern with staff on duty. Following our announced inspection we have been provided with assurance that these are now securely locked away.

- During the inspection, we found an opened bottle of Clary Sage aromatherapy oil in a storage locker. We were advised the aromatherapy oil belonged to a patient and had not been returned at discharge. Storing aromatherapy oils in this way could lead to inadvertent use by women left unsupervised in the room.
- Medicines that required storage at a low temperature were stored in a specific medicines fridge. All of the fridge temperatures were checked and recorded daily.
- Records showed the administration of controlled drugs were subject to a second, independent check. After administration, the stock balance of an individual preparation was confirmed to be correct and the balance recorded. Records showed controlled drugs were checked in line with hospital policy.

Records

- The service was in the process of transition between paper records and electronic records. At the time of inspection antenatal records were completed electronically, however, delivery and postnatal records were still paper records.
- The trust also retained a separate set of records which were held in the women's local base hospital and these were transferred to Wansbeck hospital at 36 weeks of pregnancy in preparation for delivery.
- The service kept medical records securely in line with the data protection policy.
- Women carried their own records throughout their pregnancy and postnatal period of care. The unit used the North East Personal Child Health (NEPCHR) 'red book' which was given to women following the new-born examination.
- The service used approved documentation for the process of ensuring that all appropriate maternal screening tests were offered, undertaken and reported on during the antenatal period.
- We reviewed an annual supervisor of midwives (SOM) audit of record keeping dated October 2014. A review of 25 patient records identified improvements were required in four areas, these were:
 - Basic record keeping.
 - Antenatal records.
 - Labour records.

- Postnatal care.
- We reviewed the November 2015 SOM record-keeping audit which reviewed 27 health records and found improvements had been made; however, some areas had reduced in performance for example clients details on all pages had reduced from 100% compliance in 2014 to 85% compliance in 2015. Evidence of birth plan discussion had reduced from 100% to 73%. If CTG was used in labour hourly fresh eyes documentation had reduced from 70% to 50%. The postnatal checklist completed by midwife and evidence of health visitor handover had both reduced from 100% to 67%. The audit showed actions taken immediately by the SOM during review, however there was no detailed action plan, although there were recommendations around discussion documentation compliance in the annual SOM review and also the SOM mandatory training sessions.

Safeguarding

- There were effective processes for safeguarding mothers and babies. The service had a dedicated midwife responsible for safeguarding children, following a serious case review in June 2014.
- The safeguarding plan sits in the back up medical notes and the care plan was based in the electronic notes, which meant staff had access to plans if the paper records were unavailable.
- Staff demonstrated a good understanding of the need to safeguard vulnerable people. Staff understood their responsibilities in identifying and reporting any concerns.
- Records showed 89% of nursing and midwifery registered staff had completed level three childrens safeguarding training; this was against a trust target of 85%.
- Records showed 100% of staff had completed safeguarding adults level one training against a trust target of 85%. 56% of staff had completed safeguarding level two training against a trust target of 66%.
- We were informed that the safeguarding midwife would attend the unit to undertake supervision with staff in line with the trust policy.
- We asked staff how they assessed and reported concerns around female genital mutilation (FGM). The World Health Organisation (WHO) defines FGM as procedures that include the partial or total removal of the external female genital organs for cultural or other

Maternity and gynaecology

non-therapeutic reasons. Senior clinical staff told us there had been training about FGM the previous year, which raised awareness. A guideline was in place to support staff in the identification of those at risk of FGM and management. Since September 2014, it has been mandatory for all acute trusts to provide a monthly report to the Department of Health on the number of patients who have had FGM or who have a family history of FGM. In addition, where FGM was identified in NHS patients, it was mandatory to record this in the patients health record; there was a clear process in place to facilitate this reporting requirement.

- Results from the documentation audit showed compliance with documentation in relation to domestic violence required improvement and plans were in place to improve this.

Mandatory training

- Midwifery staff attended a two-day obstetric PROMPT mandatory programme, which included emergency drills, adult and neonatal resuscitation, infant feeding, record keeping and risk management awareness. Staff we spoke with informed us that mandatory training was monitored by SOM and team leads.
- Mandatory training data for the midwifery led unit at Alnwick showed that 56% all mandatory training was above the trust target with the exception of mentoring qualification, which was 78% against a trust target of 85%.

Assessing and responding to patient risk

- There were clear processes in the event of maternal transfer by ambulance, transfer from homebirth to hospital and transfers postnatally to another unit.
- There was a robust midwifery led care policy, which identified the criteria for women being able to deliver within the unit and at home. Staff informed us as soon as they were concerned they called for an emergency response ambulance.

Midwifery staffing

- Information provided by the service identifies a ratio of midwives to births of 1:4 which was better than the ROCG guideline of 1:28
- Women told us they had received continuity of care and one-to-one support from a midwife during labour. The trust reported the percentage of women given one-to-one support from a midwife was good.

Medical staffing

- There were no medical staff based at the maternity unit, however a consultant led clinic was held fortnightly for women with a high risk pregnancy.
- Staff informed us if they were concerned they were able to contact a consultant at NSECH for advice.

Major incident awareness and training

- Business continuity plans for maternity services were in place. These included the risks specific to each clinical area and the actions and resources required to support recovery.
- There were clear escalation processes to activate plans during a major incident or internal critical incident such as shortfalls in staffing levels or bed shortages.
- Midwives and medical staff undertook training in obstetric and neonatal emergencies at least annually.
- The trust had major incident action cards to support the emergency planning and preparedness policy. Staff understood their roles and responsibilities.

Are maternity and gynaecology services effective?

Good

We rated effective as good because:

The service used national evidence-based guidelines to determine the care and treatment they provided and participated in national and local clinical audits. Patient outcomes were monitored and action taken to make improvements.

Staff had the correct skills, knowledge and experience to do their job. Training ensured midwifery staff could carry out their roles effectively. Competencies and professional development were maintained through supervision.

Evidence-based care and treatment

- Staff we spoke with reported having access to guidance, policies and procedures on the hospital intranet.
- From our observations and through discussion with staff care was in line with the National Institute for Health and Care Excellence (NICE) Quality Standard 22. This

Maternity and gynaecology

quality standard covers the antenatal care of all pregnant women up to 42 weeks of pregnancy, in all settings that provide routine antenatal care, including primary, community and hospital-based care

- The care of women who planned for or needed a caesarean section was seen to be managed in line with NICE Quality Standard 32.
- There was evidence to indicate NICE Quality Standard 37 guidance was being met. This included the care and support that every woman, their baby and as appropriate, their partner and family should expect to receive during the postnatal period. There were arrangements in place that recognised women and babies with additional care needs and referred them to specialist services. For example, we observed guidance on neonatal resuscitation and a pathway dictating which service to contact namely the tertiary referral centre or NSECH.

Pain relief

- Women had access to a number of pain relief options, these included, entonox in portable cylinders, narcotics, active birth equipment and a birthing pool.
- Entonox cylinders were stored outside of the unit and staff had to lift them down one step from storage facility with poor lighting.
- The service reported that it promoted hypnobirthing as an alternative method of pain relief and we were told two midwives within the service were trained in this technique. Women were signposted to support in the local community.

Nutrition and hydration

- There were two infant feeding coordinators; their role included training staff, supporting breastfeeding mothers on the postnatal ward and the community.
- Breastfeeding initiation rates for deliveries that took place in the trust for April 2015 to June 2015 were reported as 61%, which was above the trust target of 60%. Data showed that 51% of babies were still breastfeed at discharge from the hospital and 37% of babies were still breastfeed at discharge from maternity care.
- The trust was implementing United Nations Children's Fund (UNICEF) Baby Friendly Initiative standards. The

unit had achieved stage two of the accreditation process, however, were unsuccessful when the service was assessed for stage three of the accreditation process.

- A breastfeeding support group had recently started to support women with breastfeeding concerns.
- Women were provided with tea and toast following delivery. Food was ordered for patients if they were staying on the unit, however, there were no patients present during our inspection who could inform us of the quality of the food.

Patient outcomes

- The unit had 100% normal vaginal delivery rate, which was better than the national average of 60%.

Competent staff

- The head of midwifery, matrons and team leaders allocate staff to training through appraisal. The appraisal rate was 96% for 2014/2015. All staff we spoke with informed us their appraisal was up to date.
- We were told the PROMPT training programme for obstetrics ran over a two-year cycle, which ensured a comprehensive training programme. Subjects included, antenatal and newborn screening, and public health initiatives. The training programme also included skills drills in subjects such as cord prolapse (including at home) and breech delivery, shoulder dystocia, eclampsia and obstetric haemorrhage.
- Healthcare support workers attend PROMPT training to support the delivery of services and examples of subjects included the care of deteriorating patients and MEOWS, maternal observations, skills drills, breech births, eclampsia and neonatal life support.
- All midwives had a named supervisor of midwives (SOM). Staff we spoke with told us they had access to and support from an on call SOM 24 hours a day. The ratio of SOM to midwives was one to 11 which was in line with recommendations. The 2014/15 local supervisory authority (LSA) report identified that SOMs needed to negotiate enough protected time to undertake statutory work, and also consider new models for supervision. We did not see an action plan associated to this.
- There was no SOM based within the team, however, staff informed us they felt well supported and knew how to contact the on call SOM.

Maternity and gynaecology

- Staff we spoke with informed us that due to staff shortages staff were unable to rotate to NESECH to maintain clinical skills. Staff informed us that this was a valuable exercise, and were missing the opportunity to update with clinical skills.

Multidisciplinary working

- Staff confirmed they could access advice and guidance from specialist nurses/midwives, as well as other allied health professionals.
- The health visitors and the community midwife team worked together to identify and report potential risks to hospital staff, risks were notified via health visitors, and community midwives had access to pathways about vulnerable women.
- Midwives at the hospital and in the community worked closely with GPs and social care services while dealing with safeguarding concerns or child protection risks.

Seven-day services

- This service was staffed by the midwifery team 24 hours a day. Women could be transferred from NSECH to Hillcrest Maternity Unit for postnatal care, and were cared for by midwives and health care assistants. Staffing was not flexed, to support postnatal care especially as antenatal clinics were run from the facility and staff were involved in the clinic, which we were told could cause a delay in women being discharged

Access to information

- Women who used the maternity services had access to informative literature. We saw examples on display, such as whooping cough in pregnancy, smoking cessation, pathway through labour and optimal infant nutrition.
- Copies of the delivery summary were sent to the GP and health visitor to inform them of the outcome of the birth episode.
- The maternity unit had its own version of the trust corporate branding. The unit also had its own dedicated area on the trust website.

Consent, Mental Capacity Act and Deprivation of Liberty Safeguards

- Women confirmed they had enough information to help in making decisions and choices about their care and the delivery of their babies.

- Consent forms for women who had undergone caesarean sections detailed the risk and benefits of the procedure and were in line with Department of Health consent to treatment guidelines.
- Staff had a good understanding of mental capacity and described the process of caring for women who may lack capacity. 92% of staff had completed MCA level 1 training.

Are maternity and gynaecology services caring?

Good



We rated the caring domain as good because:

During our inspection we were only able to talk to one woman who spoke positively about their treatment by clinical staff and the standard of care they had received. Staff interacted with women in a respectful way. Women were involved in their birth plans and had a named midwife. There were processes in place to ensure women received emotional support where required.

Compassionate care

- Following a number of complaints received in 2014 at Wansbeck hospital, the service introduced a programme of compassion training which was offered to all staff. Staff informed us that originally they felt it was unnecessary, however, following the training all staff said they found it extremely valuable.
- Results from the Maternity Service Survey 2015, showed the service scored better than other hospitals in five of the 19 questions about labour birth. For antenatal and postnatal care, the service scored the same as other trusts.
- There were no friends and family test data for this location due to the low number of responses, however, trust wide data showed between July and September 2015 an average 98% of women would recommend their birth experience; this was better than the England average at 97%. Staff proactively promoted patient experience projects, including the NHS Friends and Family Test, which included a feedback card and envelope system to improve the response rate.

Understanding and involvement of patients and those close to them

Maternity and gynaecology

- We noted the rate of home births was low (below 1%). Records showed staff discussed birth options at booking and during the antenatal period. Supervisors of midwives, and the consultant team were also involved in agreeing plans of care for women making choices outside of trust guidance, focusing on supporting women's choices of birth while ensuring they were making fully informed decisions.
- Women were involved in their choice of birth, at booking and throughout the antenatal period. Women we spoke with said they had felt involved in their care; they understood the choices open to them and were given options of where to have their baby. All women we spoke with were aware of which pathway they were following (High or Low risk).

Emotional support

- Women who had experienced a previous traumatic birth or struggled to adjust following termination of pregnancy or early pregnancy loss were supported by the Health Psychology Service; the outcomes of this service were reported as good. This was a well-established service and patients self-referred or were assessed and referred by staff. Patients were contacted promptly, appropriately assessed and redirected offering early engagement and reassurance to this patient group.

Are maternity and gynaecology services responsive?

Good



We rated the responsive domain as good because:

The service had a consultant led clinic which meant that women did not need to travel to see a consultant. The service continually exceeded the target set for booking appointments before 12 weeks gestation (weeks of pregnancy).

Staff were aware of how to book translation services for appointments; however, these were often cancelled by the translation service with short notice.

The service had a number of specialist midwifery roles to support women for example a high risk midwife and diabetes midwife specialist.

Women using the service could raise a concern and be confident that concerns and complaints would be investigated and responded to.

Service planning and delivery to meet the needs of local people

- The service held a fortnightly consultant clinic for all women who required consultant led care, which meant they did not have to travel to Wansbeck.
- Scan services were provided from the Alnwick Infirmary, and women were able to be reviewed in the maternity unit as required.
- All antenatal care was delivered from the maternity unit. Postnatal care was delivered in the community also with the postnatal clinics based in the maternity unit.
- The physiotherapist held back care sessions in the day room for women experiencing problems.
- Women could access hearing screening from the maternity unit.
- Women who required closer surveillance during pregnancy had to go to the Pregnancy assessment unit at Wansbeck, which was 40 minutes by car and one hour 15 minutes by bus.

Access and flow

- Between April 2015 and September 2015 the service achieved 95% of bookings appointments before 12 completed weeks' gestation: this was above the trust target of 90%.
- Women received an assessment of their needs at their first appointment with the midwife. The midwifery package included all antenatal appointments with midwives, ultrasound scans and all routine blood tests as necessary. The midwives were available 24 hours alongside an on-call rota for births.

Meeting people's individual needs

- Staff could explain how the translation service was accessed and used, however, we were informed that translation services often cancelled at the last minute and staff used language line, however, this was not ideal for booking appointments.
- Staff were trained to undertake the new-born examinations and 100% were completed within 72 hours of delivery.
- Staff had access to support from specialist midwives for example, in screening and diabetes.

Maternity and gynaecology

Learning from complaints and concerns

- Complaints and concerns were included on a performance dashboard and monitored monthly at the obstetrics and gynaecology governance group.
- Both formal and informal complaints were treated with the same seriousness by the service. Staff offered to meet the complainant when complaints were received; the PALS team supported this.
- Staff we spoke with informed us the service received no complaints between September 2014 and October 2015.

Are maternity and gynaecology services well-led?

Requires improvement



We rated well-led as requires improvement because:

Although the senior management team were aware of the challenges to the service and had a vision for the future, the formal clinical strategy for maternity or gynaecology services which was contained within the surgical business unit annual plan was very generic in terms of outcomes and references to maternity and gynaecological services were minimal. The risk register did not reflect the current concerns of the senior management team.

The engagement of the senior team was focused at NSECH; staff based in Alnwick had not met the Operational services manager since the commencement of the post.

The service had not benchmarked themselves effectively against the recommendations of the Kirkup Report (2015).

There were risk and governance processes in place; however, we were concerned with the levels of scrutiny provided by the directorate with regard to the clinical dashboard. Risks were reported and monitored and action taken to improve quality.

The views of the public and stakeholders through participative engagement were actively sought, recognising the value and contributions they brought to the service. There was some evidence of innovative practice.

Vision and strategy for this service

- Most staff were aware of the trust's vision and were committed to embedding the improvements both in maternity and gynaecology services and as part of the trust as a whole.
- The senior management, midwives and consultants were all committed to their patients, staff and unit. The vision of the unit was to provide the best outcome for women through promoting normality and high quality care and to become the "provider of choice".
- Although the senior management team were aware of the challenges to the service and had a vision for the future, the formal clinical strategy for maternity or gynaecology services which was contained within the surgical business unit annual plan was very generic in terms of outcomes and references to maternity and gynaecological services were minimal. This did not support identification of how the service was to achieve its priorities or support staff in understanding their role in achieving the services priorities.

Governance, risk management and quality measurement

- The maternity risk management strategy set out guidance for the reporting and monitoring of risk. It detailed the roles and responsibilities of staff at all levels to ensure poor quality care was reported and improved. The risk management strategy had not been reviewed to reflect the current service provision as it did not highlight the care provided at NSECH.
- The maternity incident review group was chaired by the consultant on call or by the obstetric delivery suite lead and reviewed clinical incidents. This group collated a summary of incidents which then escalated concerns to the obstetrics and gynaecology governance group (OandGGG) chaired by the head of midwifery (HOM). The aim of the group was to look at any areas for concern in practice and to identify trends and determine what actions should be taken to avoid a similar incident in the future.
- A clinical governance coordinator reviewed and responded to risks on a daily basis. A quarterly report was produced from incidents, data from the birth register and key performance measures that were monitored on the maternity services dashboard each month.
- Learning was encouraged through further discussion at local meetings and memorandums and also one-to-one meetings where required.

Maternity and gynaecology

- The service used the maternity dashboard recommended by the RCOG. The dashboard was a clinical performance and governance scorecard and helped to identify patient safety issues in advance. We found the dashboard contained inaccuracies, for example the number of instrumental, operative and vaginal births did not equate to 100%. This meant we were concerned with the accuracy and monitoring of the dashboard at all levels within the service.
- A maternity risk register contained 27 risks in total. It was updated on a monthly basis at the obstetrics and gynaecology operational management board meeting (OandGOMB). Risks included cost pressure, maternity IT systems, and latex sensitivity. We saw that the top three risks were shared with staff weekly in the safety bulletin. All staff we spoke with were able to inform us of these risks.
- There were systems and processes in place linking the statutory supervision of midwives to the local clinical governance and risk management strategy. Issues of risk and governance were discussed by the SOM team at their supervisors meetings.
- We received two Kirkup (2015) gap analyses from the service: the first was data prior to the publication of the report and the second was data following. However, the service only assessed itself against the recommendation applicable to the wider NHS and not against the recommendations made for the individual service named in the report.

Leadership of service

- The maternity and gynaecology service was part of the Surgical Business unit.
- The structure that leads the maternity and gynaecology service is as follows: business unit director; deputy executive director; clinical director; general manager; head of midwifery; operational service manager (OSM); clinical Lead Midwife/matron; Acting Clinical lead midwife/matron Alnwick and a matron for gynaecology. The day to day management of the unit is provided by the clinical lead midwife/matron who links in with the team leader and HOM and OSM and general manager.
- Across the service, there was a matron for gynaecology and one for maternity and an interim matron for community; however, due to the geographical spread the service required additional matron posts. We were

- informed two substantive matron posts had been advertised, one for the midwifery led units and one for community. It was expected that interviews would take place in December 2015.
- Following our inspection we were informed the clinical lead midwife/matron has day to day responsibility for the unit and visits on a regular basis and links in with the team leader or midwife on duty daily. We were also informed the HOM visits the unit at regular intervals and is in regular telephone contact in between times with the unit. The HOM liaises with the clinical lead midwife/matron daily and meets with the team leader at the team leader's monthly meeting. If the team leader cannot attend then they nominate a midwife representative. During our inspection staff we spoke with informed us they received support from the team leader. The matron was visible and approachable; however, they said they rarely saw the HOM; she had visited the unit on the run up to our inspection. Staff informed us they had not met the OSM, since the commencement of the role.

Culture within the service

- We observed team of midwives, who worked alongside medical staff. The midwifery staff told us that the trust was a 'good place to work'.
- Staff sickness levels in maternity between June 2015 and August 2015 was 9% against a trust target of 3%. Some of these related to long-term sickness.

Public engagement

- There was a strong network of local women in the community in support of the services at the Hillcrest maternity unit. Staff were aware of how to access them as needed, however, there was no formal process for engaging with the public at the time of inspection.

Staff engagement

- There were no directorate specific results in the 2014 NHS staff survey results for staff engagement. The national survey showed on a scale of 1-5, with 5 being highly engaged and 1 being poorly engaged, the trust scored just short of 4. This score placed the trust in the highest 20% of trusts compared to similar trusts.
- Staff informed us they were included as part of the directorate, however, they often felt separated from the management team. We reviewed documentation, which showed the HOM and clinical lead midwife/matron had

Maternity and gynaecology

visited the unit prior to inspection and had set several recommendations, which included removing the washing machine and dryer (this was absent when we visited) from the unit which was in line with health and safety recommendations and checking equipment. Staff informed us they had good relationships with the interim matron.

Innovation, improvement and sustainability

- The service had the support of a small health psychology team. This team supported women who had experienced a previous traumatic birth or struggled to adjust following termination of pregnancy or early pregnancy loss. The outcomes of the service were reported as good.
- The service implemented a series of workshops to equip staff with the necessary skills to enable them to deliver compassionate care by utilising appropriate communication skills and strategies with patients and families. The health psychology team delivered this, and following a review of the 2015 CQC patient experience survey the trust was ranked within the top 10% for patient experience. This meant that the compassion training was improving patients experience of care and interactions with staff.

Outstanding practice and areas for improvement

Areas for improvement

Action the hospital MUST take to improve

Action the hospital MUST take to improve

- The service must complete a comprehensive gap analysis against the recommendation made for the University Hospitals of Morecambe Bay NHS Foundation Trust.
- The service should ensure that the maternity and gynaecology dashboard is fit for purpose, robust and open to scrutiny.

Action the hospital SHOULD take to improve

Action the hospital SHOULD take to improve

- The trust should ensure that the clinical strategy for maternity and gynaecology services which is embedded within the Emergency Surgery and

Elective Care Annual Plan, sets out the priorities for the service with full details about how the service is to achieve its priorities, so that staff understand their role in achieving those priorities.

- The trust should ensure that delivery rooms are fully inspected following delivery and ensure that homeopathic remedies are removed and destroyed or returned the patient.
- The trust should ensure that record keeping is consistent across all services.
- Consider a formal programme of staff rotation to provide assurance of clinical competence.
- Ensure that storage and collection practices of placentas are consistent across all areas providing maternity services.

This section is primarily information for the provider

Requirement notices

Action we have told the provider to take

The table below shows the fundamental standards that were not being met. The provider must send CQC a report that says what action they are going to take to meet these fundamental standards.

Regulated activity	Regulation
Maternity and midwifery services Treatment of disease, disorder or injury	Regulation 17 HSCA (RA) Regulations 2014 Good governance The provider must: <ul style="list-style-type: none">• Complete a comprehensive gap analysis against the recommendation made for the University Hospitals of Morecambe Bay NHS Foundation Trust.• Ensure that the maternity and gynaecology dashboard is fit for purpose, robust and open to scrutiny.