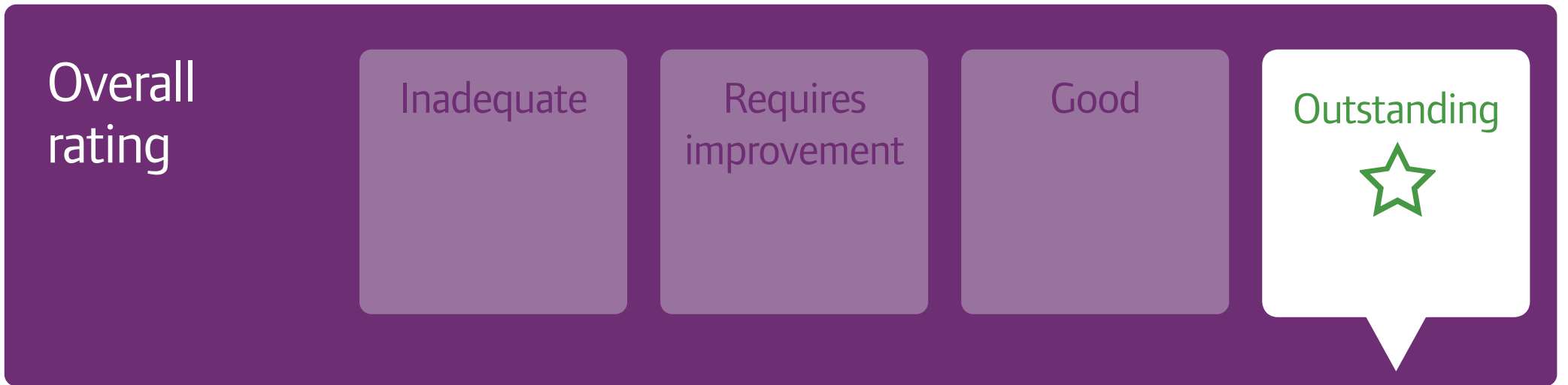







Sett Valley Medical Centre

Sett Valley Medical Centre



Patient groups	Inadequate	Requires improvement	Good	Outstanding
People with long term conditions				Outstanding 
Families, children and young people				Outstanding 
Older people				Outstanding 
Working age people (including those recently retired and students)				Outstanding 
People experiencing poor mental health (including people with dementia)				Outstanding 
People whose circumstances may make them vulnerable				Outstanding 